

ENROLLMENT



8,100

of credit students enrolled

1,290

of non-credit enrollments

25%

FULL TIME
(at least 24 credits
in an academic year)

75%

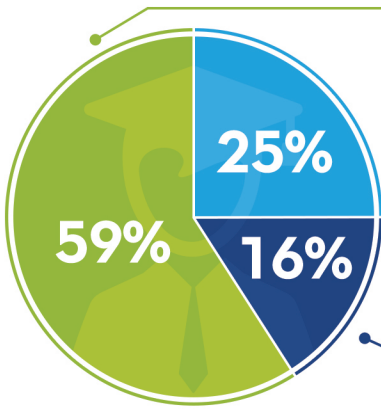
PART TIME

Reference:
Program-placed
credit students

CREDIT STUDENTS



BY PROGRAM TYPE



PROGRAM PLACED

59% In a program of study leading to a degree or certificate

DUAL ENROLLMENT

25% Simultaneous college and high school credit

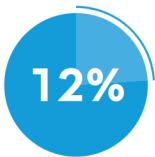
OTHER

16% Non program-placed students

AREAS OF STUDY



Reference: Program-placed credit students



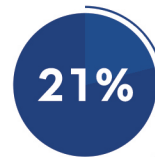
Science



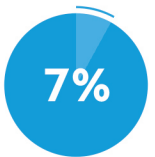
Liberal arts
& social
sciences



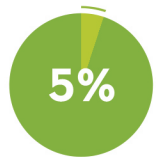
Business &
professional
services



Health
professions



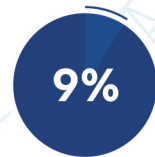
Engineering &
mathematics



Public
service



Information
technology



Other

REGIONAL IMPACT



23%

% of recent high school
graduates in the Roanoke Region
who enroll at Virginia Western

44%

% of all college students
from the Roanoke Region
who enroll at Virginia Western

Source : Based on VCCS College Readiness Reports for Fall 2022. Percent of Spring 2022 high school graduates in the Roanoke Region who enrolled at Virginia Western for Fall 2022.

Source: Based on VCCS Residency Reports for Fall 2022. Of all individuals from the Roanoke Region, regardless of age, who attended college in Fall 2022, the percent who attended Virginia Western.

DEMOGRAPHICS



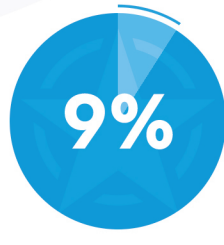
Reference: Program-placed credit students



% of students who receive financial aid



% of students over age 24



% of students who are veterans or military dependants

RACIAL BREAKDOWN



69% students who are white or did not specify race

14% students who are Black

7% students who are Hispanic/Latino

6% students of other ethnicity

4% students who are Asian

OUTCOMES



OF AWARDS, BY TYPE: 2022-23



AA/AS associate degrees designed for transfer



AAS Career Technical associate degrees



Certificate/Career Studies certificates



Credits awarded for prior learning

VALUE



% of Virginia Western graduates who accumulate no college debt prior to transferring to a four-year university

Source: State Council for Higher Education, 2021-22

EMPLOYMENT



\$60,854

Average salary for Virginia Western health professions AAS graduates, one year after graduation (2020-21 graduates)

TOP EMPLOYERS OF GRADUATES WITH CAREER TECHNICAL ASSOCIATE DEGREES

Industry	Employers
HEALTH CARE	CARILION CLINIC, LewisGale Medical Center (HCA Virginia Health System), Quest Diagnostics*
TRADES AND MANUFACTURING	Altec, Ostrom (Electrical, Plumbing, Heating, Air), Elbit Systems of America
BUSINESS	CARILION CLINIC, WELLS FARGO, ROANOKE