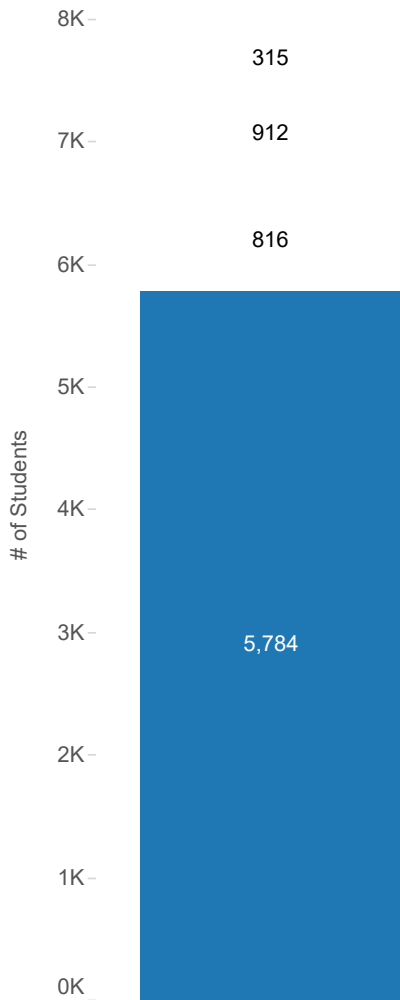


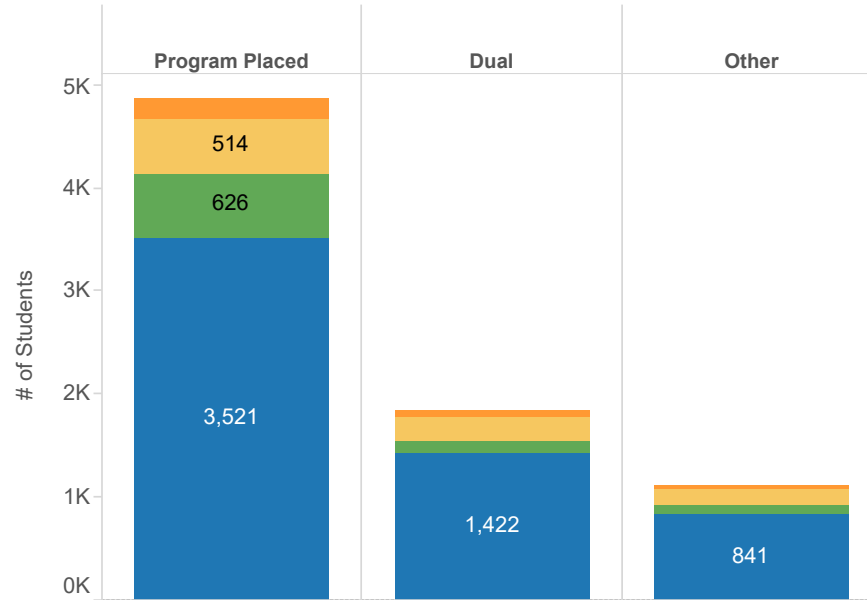
VIRGINIA WESTERN FACT BOOK

2020-21 Annual Enrollment by Ethnicity: Headcount

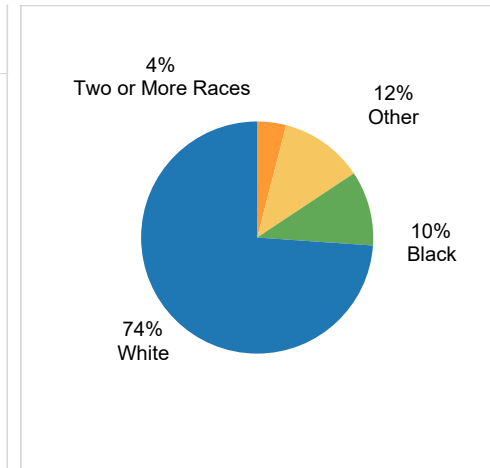
Unduplicated Annual Headcount



Headcount by Program Type

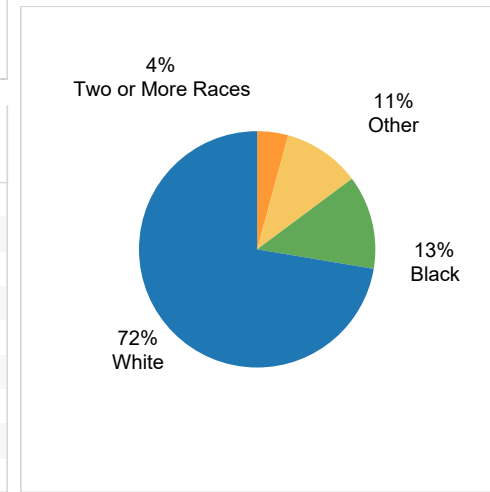


Total Enrollment: Headcount



Ethnicity Description	Program Placed	Dual	Other	Grand Total
American Indian	17	5	2	24
Asian	143	88	63	294
Black	626	115	75	816
Hispanic	264	71	64	399
Non-resident alien	27	19	11	57
Not Specified	8	2	1	11
Pacific Islander	55	47	25	127
Two or More Races	206	73	36	315
White	3,521	1,422	841	5,784

Program Placed Only: Headcount



Headcounts shown are unduplicated. Each person is counted only once, even if enrolled for multiple terms such as fall and spring. Program-placed enrollments include program-placed dual enrollment students.

Data Source: VCCS UDT files

Key:

- White
- Black
- Other
- Two or More Races